


LED Panel

Indoor P20 MESH

PROD CODE
LA - PAP20-64INM

LED Arts




SPECIFICATIONS

Pixel	SMD:RGB Tricol LEDs
Pixel Pitch	20mm
Resolution	32 Dots x 32 Dots
Refresh Rate	1320Hz
LED Life	Average 100,000 hrs.
Recommended viewing distance	16 - 200mtrs
Viewing Angle (H/V)	120° / 90°
Brightness (cd/m2)	≥ 2800-3000
Control System	Linsn
Control Options	Via Video Processor (LED SYNC 820H recommended)
Data Processor	On board Receiver Card
Data Connection	Cat5 : RJ45 Chassis Mount Connector on Data Input and Data Output
Power Connection	Neutrik PowerCON Chassis Mount Connector on Power Input and Power Output
Power	AC 220v±15% 50/60Hz
Power Consumption	150watts Max. - 50watts Average.
Screen Assembly	Fast - Lock Mechanism (optional)
Dimensions	W 640mm x H 640mm x D 95mm
Weight	8.5kg
IP Rating	IP54 - Indoor use
Approval	CE Certification


The LED Arts Indoor P20 Mesh LED Panel has been designed with ease of use in mind, making it one of the most popular portable systems available.

The Fast - Lock mechanism make the screen assembly a breeze and cuts the setup to a fraction of the time compared to that of other systems making it the perfect choice for Production Companies.



Ideally Suited for use in larger venues such as Houses of Worship, Schools, Theatres, Nightclubs, etc.




Features



Data In/Out - Neutrik EtherCON Connectors
Power In/Out - Neutrik PowerCON Connectors



Locking System
Pin



Locking System
Socket